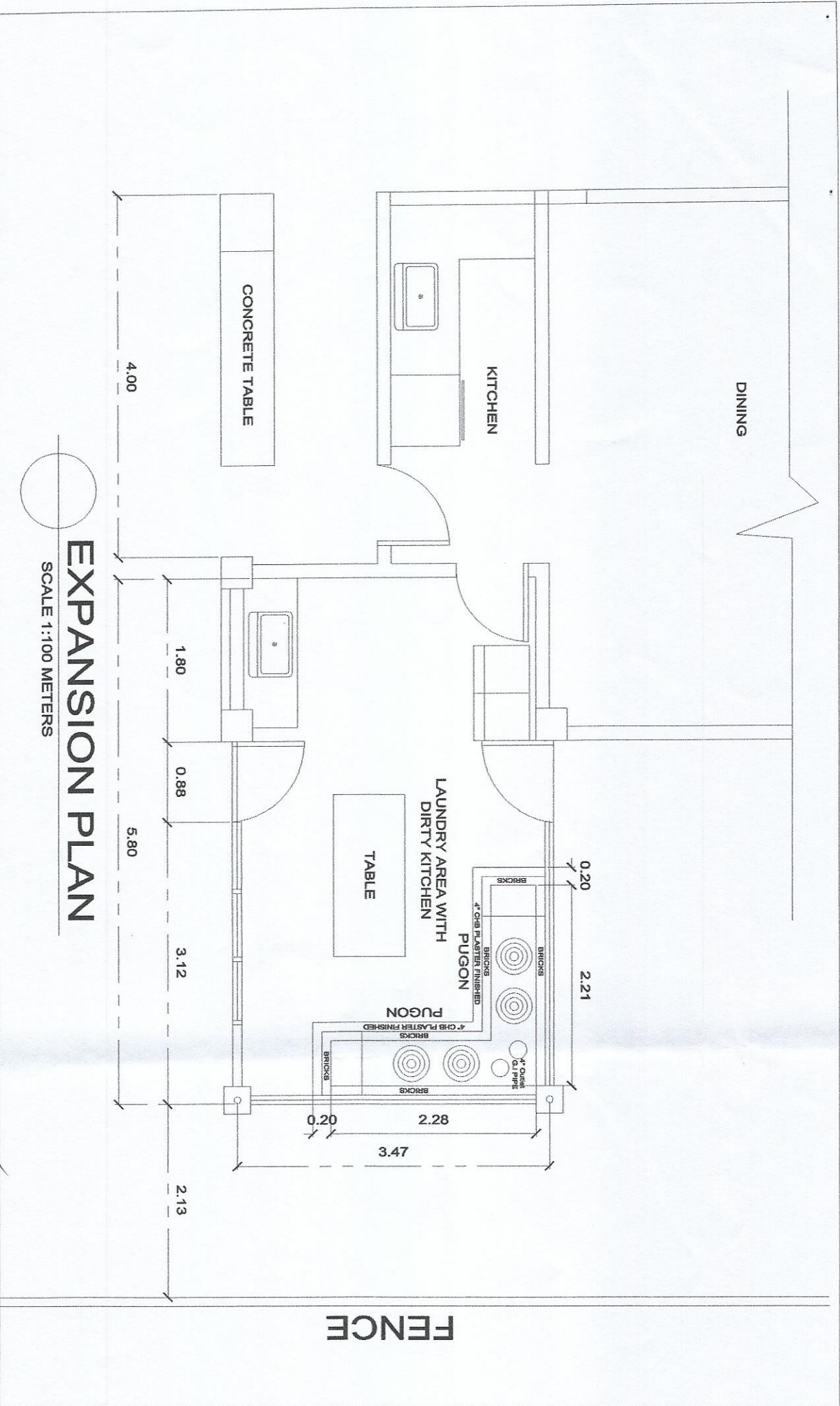


SCALE 1:100 METERS





**PHILRICE**  
PHILIPPO RICE RESEARCH INSTITUTE  
NATIONAL AGRICULTURAL CENTER  
MADISON, WISCONSIN 53706-1598

RA 021414 - Art. 3, Section 20  
Drawing and Specifications shall be prepared and submitted to the architect, who shall be responsible for the design and construction of the project. The architect shall be responsible for the design and construction of the project. The architect shall be responsible for the design and construction of the project.

PROJECT TITLE:  
**REPAIR AND EXPANSION OF GUEST HOUSE**  
LOCATION: PHILIPPO RICE RESEARCH INSTITUTE, BUAL NORTIE, MIDSAVAP, NORTH COTABATO

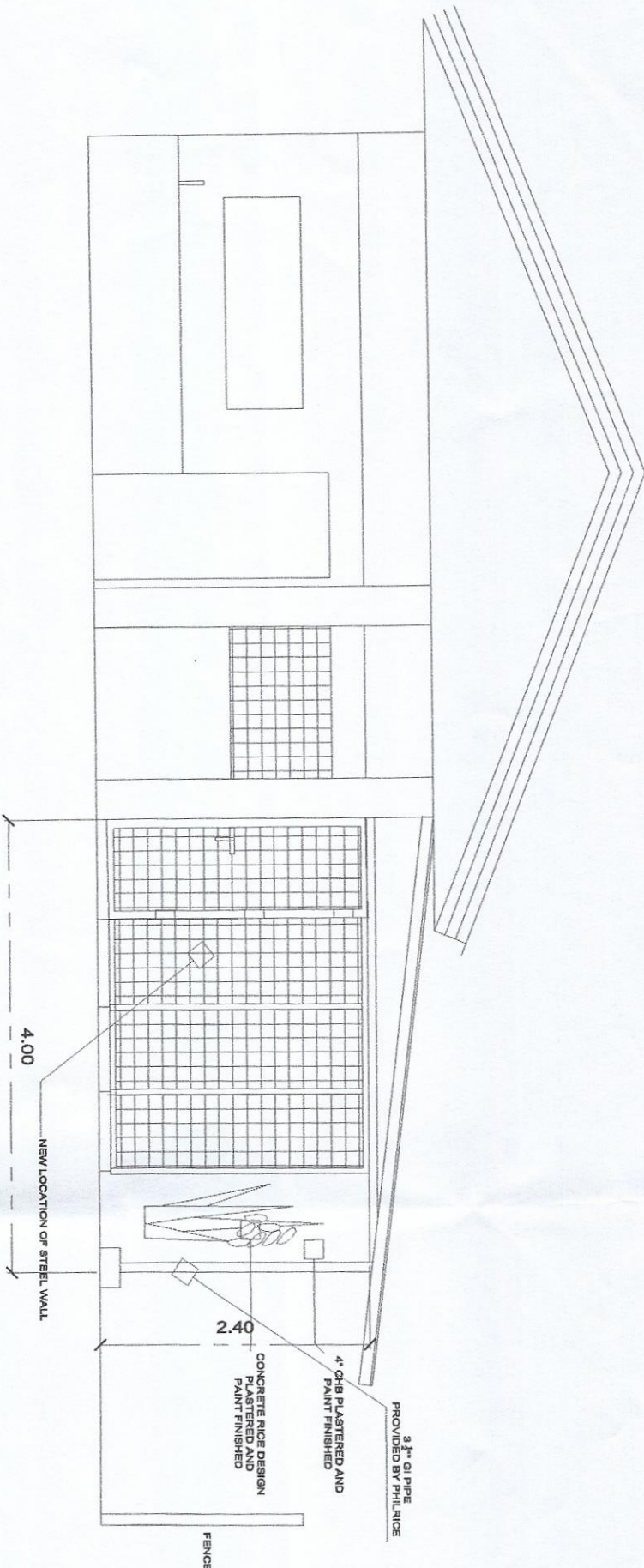
DESIGN BY:  
**PHILIPPO RICE**  
ARCHITECT

APPROVED BY:  
**SALVADOR ABUJA**  
SCHOOL DIRECTOR

Design by: Date: 11/20/20  
CAD by: RRL Date: 11/20/20  
Checked by: Date: 11/20/20







SHEET No.:  
02 / 08



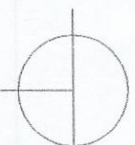


FRONT ELEVATION

SCALE 1:100 METERS

 <b>PHILRICE</b> PHILIPPINE RICE RESEARCH INSTITUTE <small>GENEROUSLY SUPPORTED BY THE GOVERNMENT OF THE PHILIPPINES</small>	<b>R.A. 921414 - Art. 3, Section 20</b> <small>Drawings and Specifications shall remain the property of the Institute and shall not be reproduced, stored in a retrieval system, or transmitted in any form or by any means, electronic, mechanical, photocopying, recording, or by any information storage and retrieval system, without the prior written permission of the Institute. This document is the property of the Institute and shall not be loaned, copied, or otherwise used for other projects or buildings, whether erected partly or in whole.</small>	<b>PROJECT TITLE:</b>	<b>DESIGN BY:</b>	<b>APPROVED BY:</b>	<table><tr><td><b>Design by:</b></td><td><b>Sheet No.:</b></td></tr><tr><td>Date: 11/2020</td><td rowspan="3"></td></tr><tr><td>CAD by: RFL</td></tr><tr><td>Date: 11/2020</td></tr><tr><td><b>Checked by:</b></td><td></td></tr></table>	<b>Design by:</b>	<b>Sheet No.:</b>	Date: 11/2020		CAD by: RFL	Date: 11/2020	<b>Checked by:</b>	
	<b>Design by:</b>	<b>Sheet No.:</b>											
Date: 11/2020													
CAD by: RFL													
Date: 11/2020													
<b>Checked by:</b>													
<b>REPAIR AND EXPANSION OF GUEST HOUSE</b> <b>LOCATION: PHILRICE MIDSAVAP, BUAL NORTE, MIDSAVAP, NORTH COTABATO</b>		 <b>R. C. R. R.</b> <small>REGISTERED ARCHITECT</small>	 <b>R. C. R. R.</b> <small>REGISTERED ARCHITECT</small>										





SCALE 1:100 METERS

SHEET No.:

CONTRACT COORDINATOR  
MAUSATA, MUNICIPIO CITY, NEW YORK

Drawing and Specifications duly signed, stamped or sealed, as instruments of service are the professional properties and documents of the architect, whether the object for which they are made is executed or not. It shall be unlawful for any person, without the consent of the architect or author of said documents, to duplicate or to make copies of said documents for use in the negotiation of and for other projects or buildings, whether executed or not, in whole or in part.

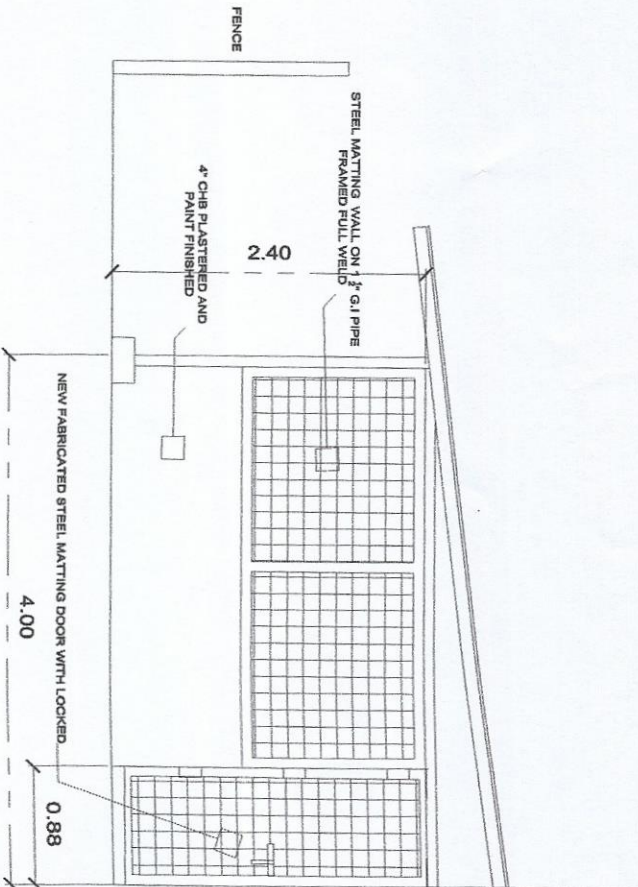
ROBISON R. LUCAS  
ENGR. LICENSED CES

**SAILILA E. ABDULA**  
BRANCH DIRECTOR, PHILPRICE MODSAYAP

Checked by:





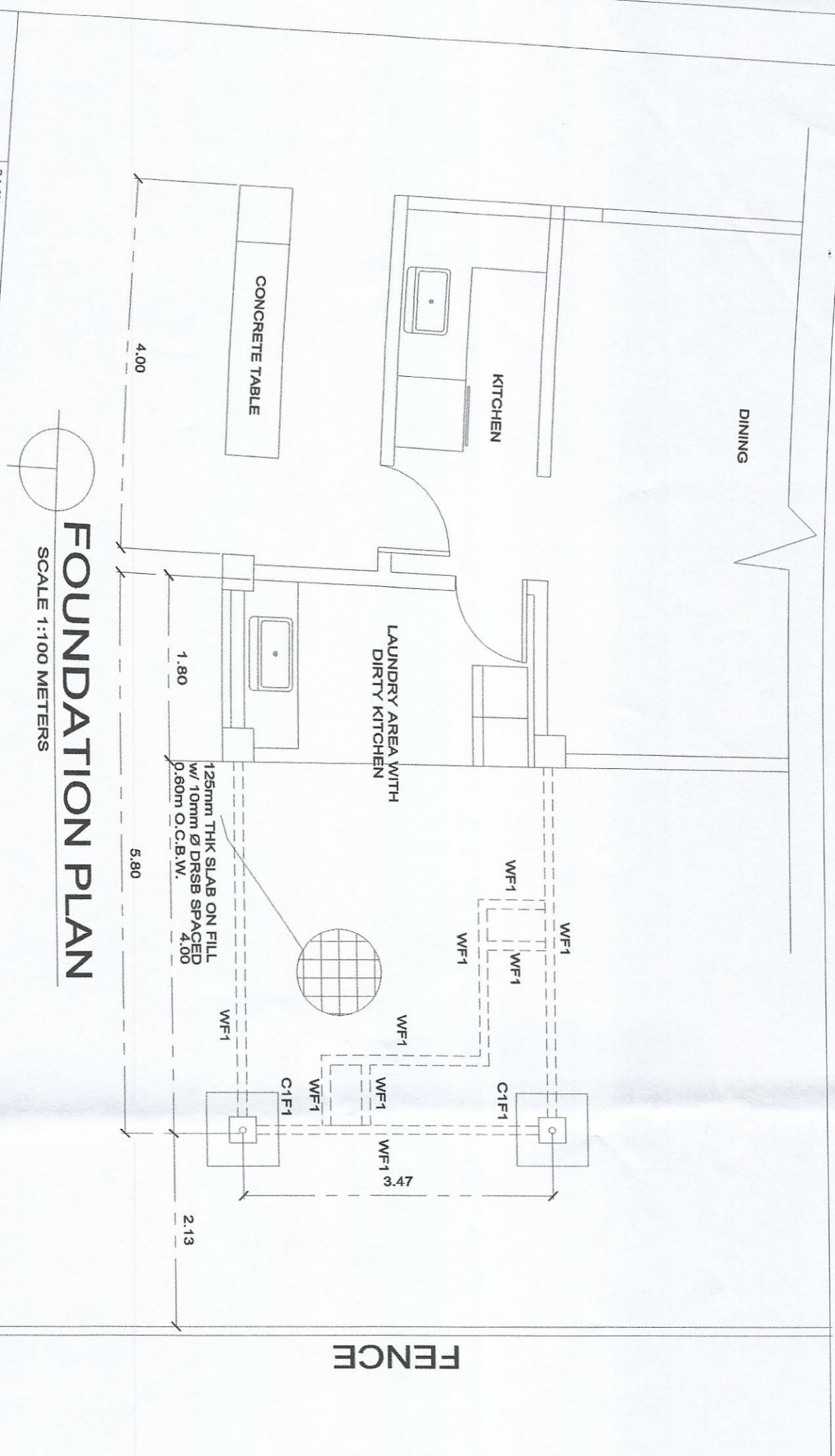


EXISTING GUEST HOUSE

# REAR SIDE ELEVATION

SCALE 1:100 METERS

<b>PHILRICE</b> PHILIPINE REE RESEARCH INSTITUTE CORPORATE OFFICE MIDSAVAP, NORTH COTABATO	<b>R.A. 821414 - Art. 3, Section 20</b> Drawing and by architect, fully signed, stamped, sealed, as instruments of service, and not to be altered, modified, or otherwise changed, without the written consent of the architect or author of said documents, is signed or to be used for other projects or buildings, whether erected jointly or in whole.	<b>PROJECT TITLE:</b> REPAIR AND EXPANSION OF GUEST HOUSE LOCATION: PHILRICE MIDSAVAP, BUAL NORT, MIDSAVAP, NORTH COTABATO	<b>DESIGN BY:</b> ROMAN R. LUNA B.S. ARCHT. 1970, UST-CP	<b>APPROVED BY:</b> SANTIA A. ABUJA B.S. ARCHT. 1970, UST-CP	<b>Design by:</b> Date: 11/20/20 CAD by: RRL Date: 11/20/20 Checked by:	<b>SHEET No.:</b> A 08 08
---	---	--	--	--	---	---------------------------------



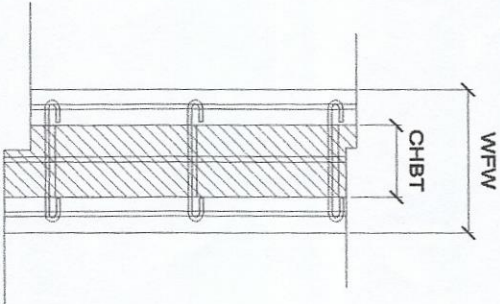


SCALE 1:100 METERS

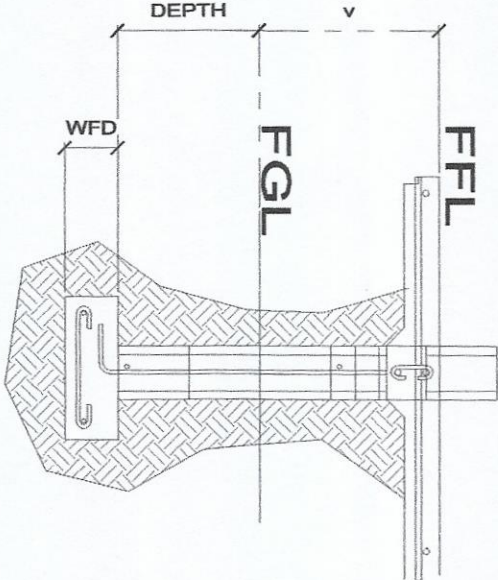


WALL AND WALL FOOTING SCHEDULE

MARK	WFW	CHBT	WFD	DEPTH	REINFORCEMENT (WF)	LINKS (WF)	REINFORCEMENT (WALL)
WF-1	200 MM	4"	150 MM	200 MM	2-10MMØ DSRB CONT. BARS	10MMØ DSRB SPACED @ 0.50M O.C.	10MMØ DSRB SPACED @ 0.60M OCBW

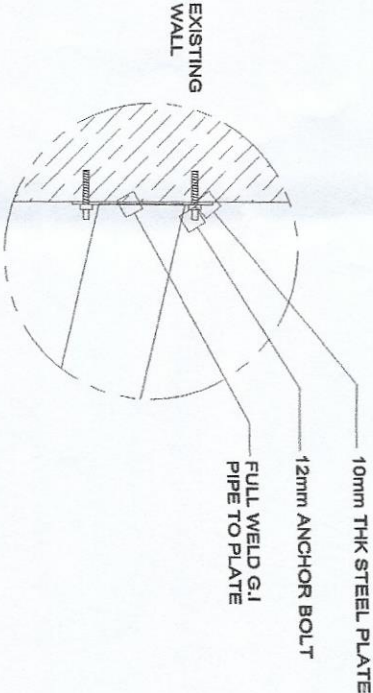


PLAN SECTION



WALL AND WALL FOOTING DETAILS

SCALE 1:100 METERS



TRUSS CONNECTION DETAILS

DRAWN NOT TO SCALE

<b>PHILRICE</b> PHILIPPINE RICE RESEARCH INSTITUTE CENTRAL CUPRATAN STATION MAGSAYSAY, CAGAYAN CITY, CAGAYAN	R.A. 821414 - Art. 3, Section 20 The design and construction of this building shall be in accordance with the provisions and requirements of the National Building Code of the Philippines and the National Fire Protection Code of the Philippines. The design and construction of this building shall be in accordance with the provisions and requirements of the National Building Code of the Philippines and the National Fire Protection Code of the Philippines. The design and construction of this building shall be in accordance with the provisions and requirements of the National Building Code of the Philippines and the National Fire Protection Code of the Philippines.	PROJECT TITLE: REPAIR AND EXPANSION OF GUEST HOUSE LOCATION: PHILRICE MIDSAVAP, BUAL NORTIE MIDSAVAP, NORTH COTABATO	DESIGN BY: ROBSON R. LUGO ARCHITECT	APPROVED BY: SAULU F. ABUJA BRANCH DIRECTOR, PHILRICE MIDSAVAP	Design by: Date: 11/2020 CAD by: RRL Date: 11/2020 Checked by:	SHEET No.: A 08 08
---	---	--	---	--	--	--------------------------



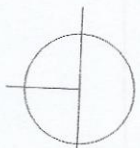
RA 821414 - Art 3, Section 20  
The Engineer and Specifications shall sign and stamp the drawings and documents of the project. The Engineer shall not be held responsible for the design or construction of the project if the drawings and documents are not signed and stamped by the Engineer. The Engineer shall be held responsible for the design or construction of the project if the drawings and documents are signed and stamped by the Engineer.

PROJECT TITLE:  
**REPAIR AND EXPANSION OF GUEST HOUSE**  
LOCATION: PHILRICE MIDSAVAP, BUAL NORTI, MIDSAVAP NORTH COMBATO

DESIGN BY:  
**RODRIGO A. LUGAS**  
PHILRICE

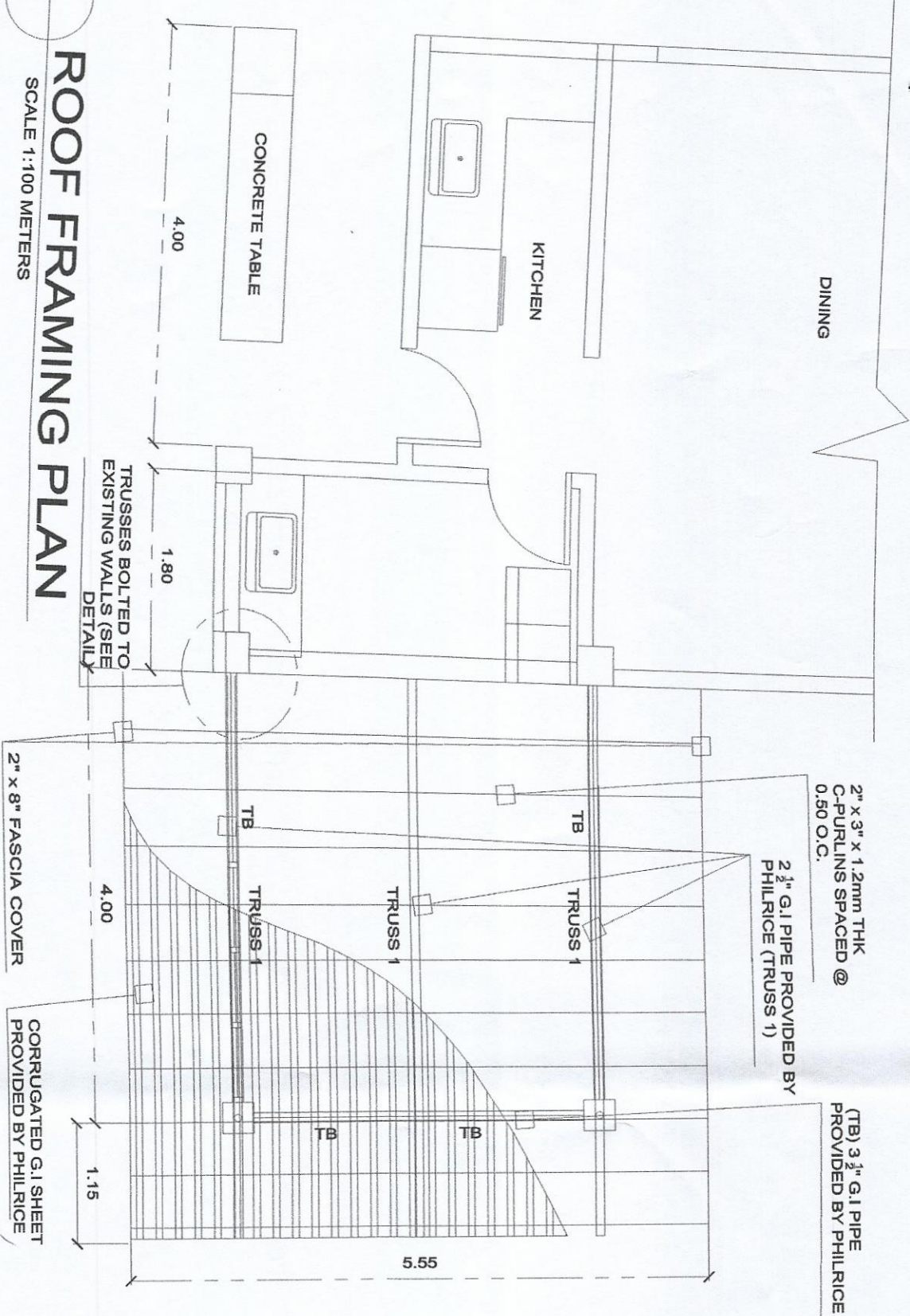
APPROVED BY:  
**SALLA F. ABDULLA**  
BRANCH DIRECTOR, PHILRICE MIDSAVAP

Design by: SHEET No.:  
Date: 11/2020  
CAD by: RRL  
Date: 11/2020  
Checked by: **A**  
08 08



# ROOF FRAMING PLAN

SCALE 1:100 METERS



DINING

KITCHEN

CONCRETE TABLE

4.00

1.80

TRUSSES BOLTED TO  
EXISTING WALLS (SEE  
DETAIL)

2" x 3" x 1.2mm THK  
C-PURLINS SPACED @  
0.50 O.C.

2 1/2" G.I PIPE PROVIDED BY  
PHILRICE (TRUSS 1)

(TB) 3 1/2" G.I PIPE  
PROVIDED BY PHILRICE

5.55

4.00

1.15

2" x 8" FASCIA COVER

CORRUGATED G.I SHEET  
PROVIDED BY PHILRICE

FENCE